

1.31 μ m SLD MODULE AS3B119GM10M

The AS3B119GM10M is 1.31 μ m SLD (Super Luminescent Diode) module developed as incoherent light sources for various optical measurements. The device emits incoherent light having wide spectral half width and high output power from PMF (Polarization Maintaining Fiber).

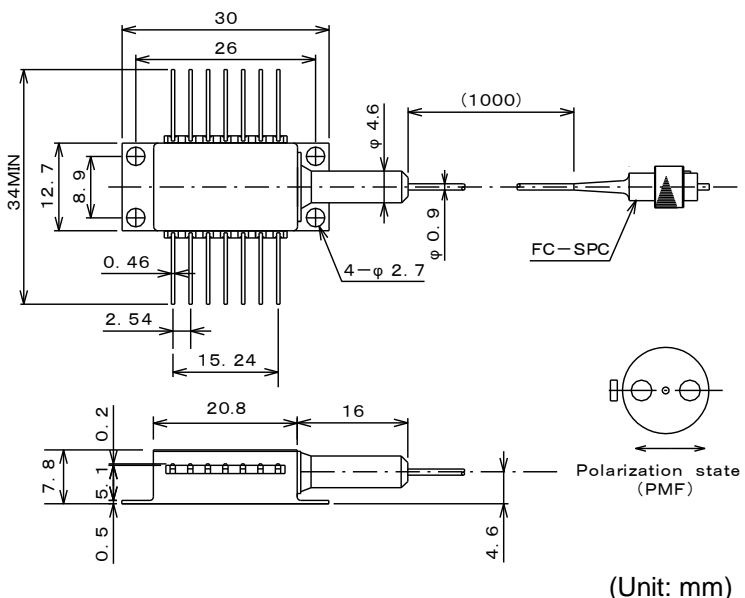
FEATURES

- High optical output power : 15mW/≤400mA
- Wide spectral half width : $\Delta\lambda=50\text{nm}$ (min.)
- Built-in optical isolator
- Internal monitor PD and TEC

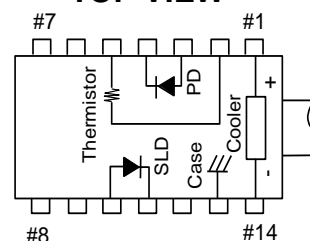
APPLICATIONS

- Optical Coherent Tomography (OCT)
- Light source for the Optical sensing and Measurement

DIMENSIONS



TOP VIEW



PIN CONFIGURATION

No.	FUNCTION	No.	FUNCTION
1	Cooler anode	8	NC
2	Thermistor	9	NC
3	PD anode	10	SLD anode
4	PD cathode	11	SLD cathode
5	Thermistor	12	NC
6	NC	13	Case
7	NC	14	Cooler cathode

OPTICAL AND ELECTRICAL CHARACTERISTICS (T_{SLD}=25deg.C, T_C=25deg.C)

Item	Symbol	Test condition	Min.	Typ.	Max.	Unit
Forward Voltage	V _F	P _F =15 mW			2.5	V
Forward Current (BOL)	I _F	P _F =15 mW			400	mA
Center Wavelength	λ_c	P _F =15 mW, -3dB	1290	1310	1330	nm
Spectral Width	$\Delta\lambda$	P _F =15 mW, -3dB	50	55		nm
Spectral Ripple	M	P _F =15 mW, res=0.1nm			0.6	dB
Monitor Current	I _m	P _F =15 mW, V _{RD} =5V	100		2000	μ A
PD Dark Current	I _d	V _{RD} =5 V			0.1	μ A
Tracking Error	ΔP_f	I _m =const., T _C =-20 to 75 deg.C			0.5	dB
Cooler Voltage	V _c	I _F = EOL ^{*1} , T _C =75 deg.C			3.5	V
Cooler Current	I _c	I _F = EOL, T _C =75 deg.C			1.2	A
Thermistor Resistance	R _{th}	T _{SLD} =25 deg.C, B=3900±100 K	9.5	10	10.5	k Ω
Optical Isolation	R _o	λ =1310 nm, T _{SLD} =25 deg.C		30		dB

(Note) *¹: EOL=BOL X 1.2

(Note) Polarization state of SLD is aligned parallel to the slow axis.



CAUTION : Handle the fiber of the enclosed device(s) with extreme care ; glass fiber is subject to breakage if mishandled and permanent damage to the device may result. Do not pull the device by the fiber or protective sleeve.
Do not coil the fiber into a loop of than 30 mm in radius.

<p>SEMICONDUCTOR LASER</p>	
<p>AVOID EXPOSURE Invisible laser radiation is emitted from this aperture</p>	<p>INVISIBLE LASER RADIATION AVOID EYE OR SKIN EXPOSURE TO DIRECT OR SCATTERED RADIATION</p>
<p>Caution - use of controls or adjustments or performance of procedures other than those specified herein may result in hazardous radiation exposure. This Product Complies with 21 CFR 1040.10 and 1040.11 Manufactured Anritsu Corp. 5-1-1 Onna, Atsugi-shi, Kanagawa, Japan</p>	


**ANRITSU CORPORATION
DEVICES SALES DEPARTMENT**

**ANRITSU DEVICES CO., LTD.
OVERSEAS MARKETING DEPT.**

Tel +81 46 296 6783 fax +81 46 225 8390
5-1-1 Onna, Atsugi-shi, Kanagawa
243-0032 Japan

URL: <https://www.anritsu.com/anritsu-devices>

Please contact following local office for the quotation and order.
Anritsu Corporation reserves the right to change the content of the catalog at any time without notice.



This product and its manuals may require an Export License / Approval by the Government of the product's country of origin for re-export from your country. Before re-exporting the product or manuals, please contact us to confirm whether they are export-controlled items or not. When you dispose of export-controlled items, the products / manuals need to be broken / shredded so as not to be unlawfully used for military purpose.