

1.31 μm SOA (Chip Carrier Type) AA3T115CY

The AA3T115CY is 1.31 μm high gain and low polarization dependent gain SOA (Semiconductor Optical Amplifier) chip on carrier. The SOA chip is p-side up mounted on an AlN sub-mount of the size of 1.1 \times 2.0 mm.

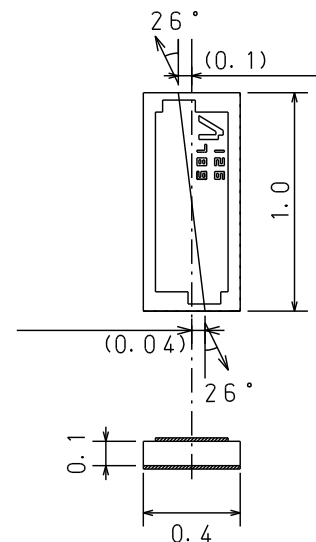

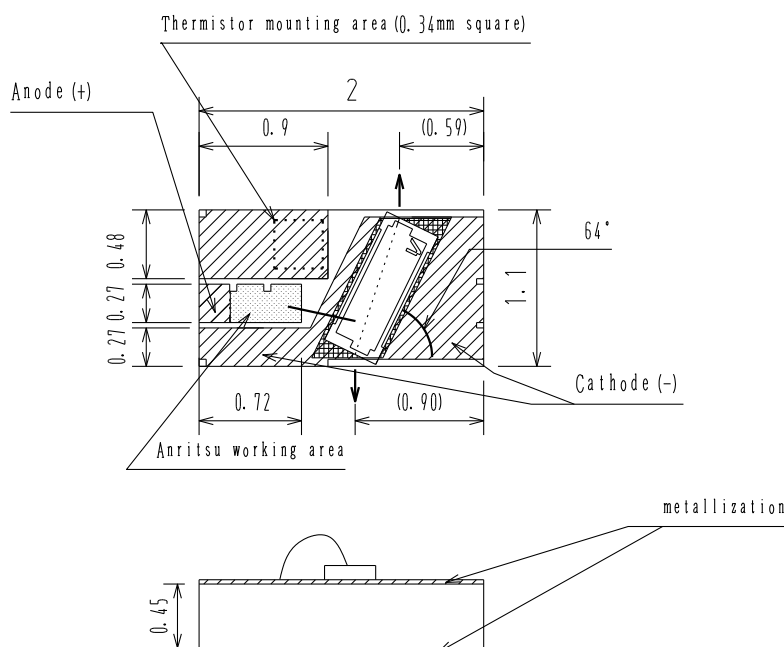
FEATURES

- Gain : 18 dB
- Polarization Dependent Gain (PDG) : 1.5 dB
- Low Power Consumption : 0.18 W

APPLICATIONS

- Optical transceiver
- Preamplifier

DIMENSIONS (Unit: mm)



(Enlarged view of the SOA chip)

ABSOLUTE MAXIMUM RATINGS ($T_{\text{sub}}=25^{\circ}\text{C}$)

Item	Symbol	Rating	Unit
SOA Forward Current	I_F	350	mA
SOA Reverse Voltage	V_R	2	V
Storage Temperature *1	T_{stg}	-40 to +85	$^{\circ}\text{C}$
Process/Soldering Temp. vs Time			
300 $^{\circ}\text{C}$		< 20	s
200 $^{\circ}\text{C}$		< 2	hour
120 $^{\circ}\text{C}$		< 100	hour
ESD (Human Body Model)	ESD	500	V

*Excess over the absolute maximum ratings may lead to damage.

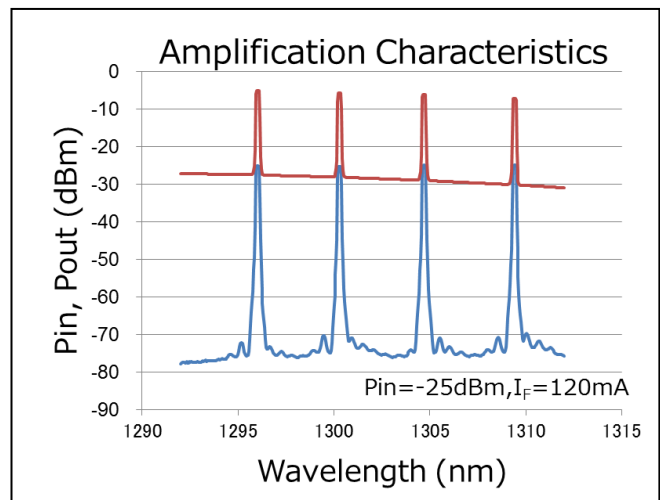
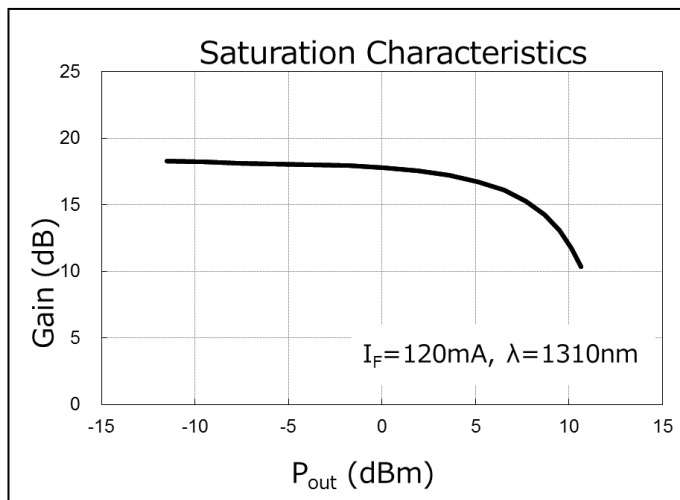
*1 No condensation

OPTICAL AND ELECTRICAL SPECIFICATIONS ($T_{sub}=25^{\circ}C$)

Item	Symbol	Test condition	Min.	Typ.	Max.	Unit
Gain	G	$I_F=120\text{ mA}$, $\lambda_{in}=1310\text{ nm}$, $P_{in}=-25\text{ dBm}$		18		dB
Polarization Dependent Gain	PDG	$I_F=120\text{ mA}$, $\lambda_{in}=1310\text{ nm}$, $P_{in}=-25\text{ dBm}$		1.5		dB
Saturation Power	P_S	$I_F=120\text{ mA}$, -3 dB , $\lambda_{in}=1310\text{ nm}$		7		dBm
Noise Figure	NF	$I_F=120\text{ mA}$, $\lambda_{in}=1310\text{ nm}$, $P_{in}=-25\text{ dBm}$		7		dB
Beam Divergence Angle Lateral (Parallel)	θ_t	$I_F=120\text{ mA}$, FAHM		21		deg.
Beam Divergence Angle Transverse (Perpendicular)	θ_p	$I_F=120\text{ mA}$, FAHM		29		deg.
Optical output	P_{ASE}	$I_F=120\text{ mA}$	0.7	0.9	1.9	mW
Forward Voltage	V_F	$I_F=120\text{ mA}$	1.0	1.1	1.5	V

* The measured data may be different with these specifications depending on the measurement settings. Hermetic sealing is recommended for long term reliability.

TYPICAL CHARACTERISTICS





CAUTION : Handle the fiber of the enclosed device(s) with extreme care ; glass fiber is subject to breakage if mishandled and permanent damage to the device may result. Do not pull the device by the fiber or protective sleeve.
Do not coil the fiber into a loop of than 5 mm in radius.




ANRITSU CORPORATION
SENSING & DEVICES COMPANY
OVERSEAS SALES DEPT

Tel +81 46 296 6783 fax +81 46 225 8390
5-1-1 Onna, Atsugi-shi, Kanagawa
243-8555 Japan

URL: <https://www.anritsu.com/sensing-devices>

Please contact following local office for the quotation and order.
Anritsu Corporation reserves the right to change the content of the catalog at any time without notice.



This product and its manuals may require an Export License / Approval by the Government of the product's country of origin for re-export from your country. Before re-exporting the product or manuals, please contact us to confirm whether they are export-controlled items or not. When you dispose of export-controlled items, the products / manuals need to be broken / shredded so as not to be unlawfully used for military purpose.