


# Software License Install Simple Operation Guide

Vector Signal Generator MG3710A  
Analog Signal Generator MG3740A

This guide explains the simple procedure for installing the waveform patterns and IQproducer license in the Vector Signal Analyzer MG3710A or Analog Signal Generator MG3740A (with Digital Modulation option).

- Copy the license files (a below) to the root of a USB memory stick.

a)  Convert\_IQproducer.key

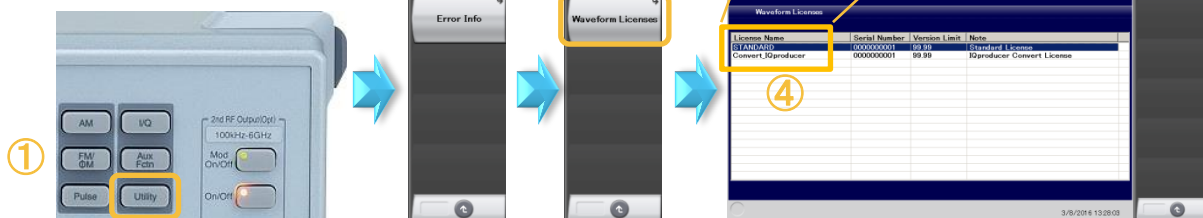
Note: Differs according to whether waveform patterns or IQproducer


- Insert the above-described USB memory stick into the Vector Signal Generator MG3710A or the Analog Signal Generator MG3740A and install using the procedure described on the following page.

## (Supplementary Explanation) Method for confirming installed license

[Procedure]

- ① Press [Utility].
- ② Press [F3: Instrument Info].
- ③ Press [F5: Waveform License].
- ④ Check the license at "License Name".





[Procedure]

- ① Press [Utility].
- ② Press [F4: Install].
- ③ Press [F2: Waveform Licenses].
- ④ Press [F1: Install].
- ⑤ Select [F1: Drive] to set the USB memory drive letter.  
[↑]\* Back to first screen (\*: button below F8)
- ⑥ Select the displayed license and press [F7: Install].
- ⑦ Press [F7: Confirm installation].
- ⑧ Installation starts and completes automatically.  
\*Restarting is not required.

