



Extended-K™ Female In-line Cable Connector

Mode-free and Traceable Performance

EK101F-R

DC to 43.5 GHz



Introduction

Anritsu Extended-K™ EK101F-R series cable connectors are the only class of K connectors (2.92 mm) in the connector market capable of providing mode-free and traceable performance from DC to 43.5 GHz. These new connectors enable coaxial cables to address new 5G telecommunication standards equipment requirements.

The Extended-K connectors provide an alternative to a more expensive Q connectors (2.4 mm) when coverage past 43.5 GHz is not warranted or necessary. Additionally, Anritsu Extended-K connectors are traceable to 43.5 GHz, enabling accurate measurement uncertainty budgeting for the tightest measurement requirements. Anritsu provides the highest quality connectors with hard specifications using a coverage factor of K=2 meaning a 95% confidence level of performance guaranteed. Connectors are randomly sample tested per various lots to ensure Extended-K connectors meet electrical specifications.

For frequency domain systems and products, Extended-K connectors provide low insertion loss and good return loss ensuring minimal signal interaction through the connector. For time domain systems and products, Extended-K has good eye diagram characteristics in both NRZ and PAM4, displaying minimal impact on signal fidelity.

Definitions

Specifications	Specifications are warranted and include guard-bands, unless otherwise stated.
Typical Performance	Typical performance indicates the measured performance of an average unit. It does not include guard-bands and are shown in parenthesis, such as (-30 dB), or noted as Typical.
Measurement Method	Connectors are measured in a back-to-back configuration using an Anritsu proprietary fixture. Data provided for Extended-K connectors are done with Insertion loss doubled from the specification because of back-to-back configuration.
Specifications Subject to Change	All specifications subject to change without notice. For the most current data sheet, please visit the Anritsu website: www.anritsu.com

Highlights

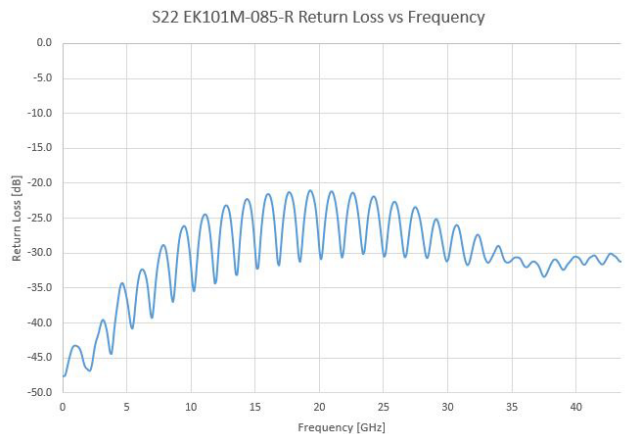
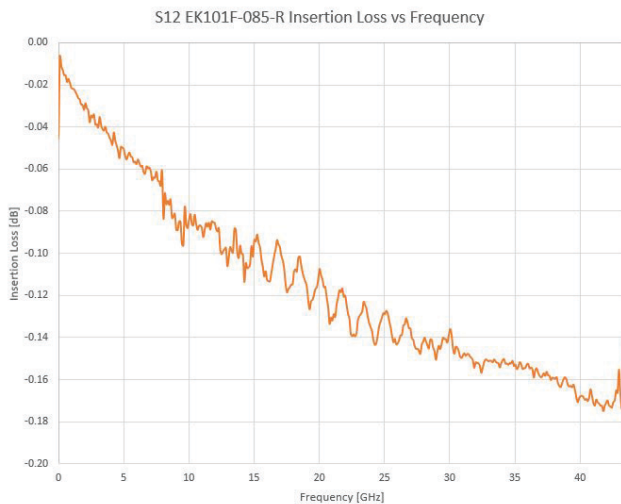
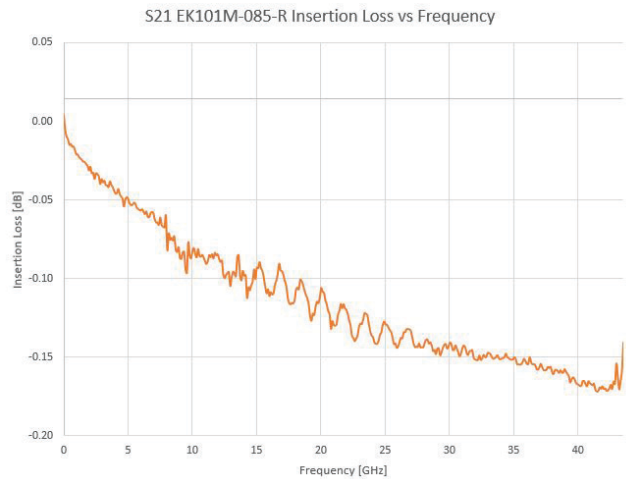
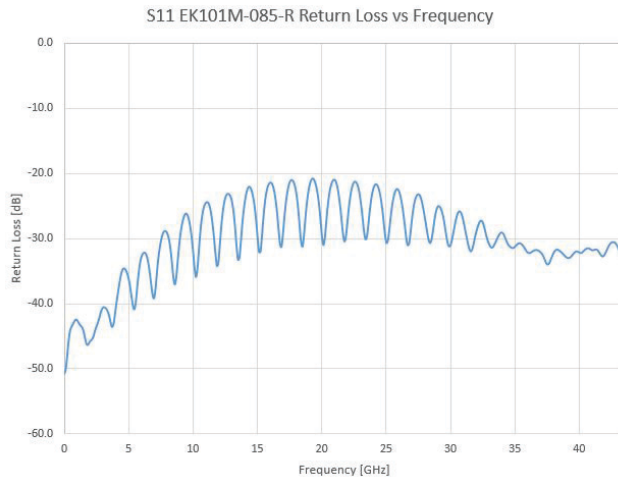
- Traceable and Mode-free Performance up to 43.5 GHz
- Performance Exceeding SMA Below 18 GHz
- Mate Compatible with SMA, WSMA, 3.5mm, and 2.92 mm
- Step-by-step Instructions for Easy Construction
- Superior Reliability
- Low VSWR
- Low Insertion Loss
- Complete Testability on Existing Network Analyzers

Specifications

Specifications in parentheses are typical.

Frequency Range	DC to 43.5 GHz	
VSWR	DC to 10 GHz	1.22 (1.09)
	> 10 to 40 GHz	1.33 (1.17)
	> 40 to 43.5 GHz	1.38 (1.22)
Return Loss	DC to 10 GHz	-20 dB (-27 dB)
	> 10 to 40 GHz	-17 dB (-22 dB)
	> 40 to 43.5 GHz	-16 dB (-16 dB)
Insertion Loss	DC to 5 GHz	-0.08 dB (-0.04 dB)
	> 5 to 15 GHz	-0.13 dB (-0.09 dB)
	> 15 to 25 GHz	-0.15 dB (-0.11 dB)
	> 25 to 35 GHz	-0.18 dB (-0.13 dB)
	> 35 to 40 GHz	-0.20 dB (-0.15 dB)
	> 40 to 43.5 GHz	-0.22 dB (-0.15 dB)
Impedance	50 Ω	
Insulation Resistance	$\geq 5 \text{ G}\Omega$	
RF Leakage	-90 dB (typical)	
Dielectric Withstanding voltage	750 Vrms	
Working Voltage	250 Vrms	

Electrical Performance^{1,2}



1. All plots typical.
2. All Plot are made using insertable 3" K118 cable fitted with (2) EK101F-R connectors.

Mechanical Data

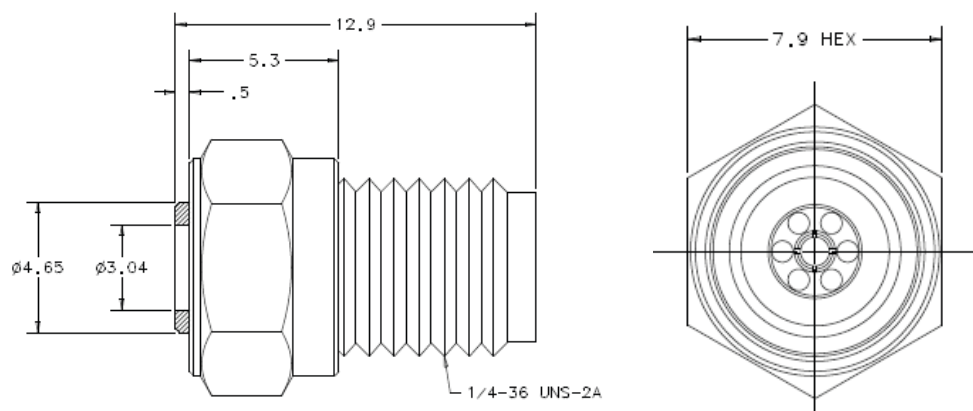
Mating Cycles	> 500
Connector Type	K(f), 2.92 mm
Pin Depth	0.000 to -0.13 mm for male and female connectors
Weight	1.89 g

Regulatory Compliance

European Union	RoHS Directive: 2011/65/EU + Amendment 2015/863
----------------	---

Material Data

Outer Conductor	Passivated Stainless Steel
Bead Holder	Passivated Stainless Steel
Center Conductor	Heat-treated Beryllium Copper, Gold-plated over Nickel MIL-G-45204C

Outline Drawing

All dimensions are in mm.

Installation Resources

For installation procedures, please visit www.anritsu.com and search for PN: 10100-00046. This part number references the *K Connector Instruction Sheets*, which outlines the technique required to install any of the K connectors or Extended-K connectors. The *K Connector Instruction Sheets* also list a section, the Tools and Materials section, for each connector that identifies all parts needed to install an Anritsu Extended-K connector.

Accessories

01-101A	K Connector Evaluation Kit
01-103	Soldering Fixture for Sparkplug Launcher Glass Bead
01-104	Drill and Tap Set (For precision machining of concentric holes in microwave housing for K connector)
01-105A	Male and Female Sparkplug torquing kit for K & V Connector
01-106	K Soldering fixture for Flange Launcher glass bead
01-107M	K cable sleeve soldering fixture, male connector
01-107F	K cable sleeve soldering fixture, female connector
01-108	Drill and Tap Set (For precision machining of concentric holes in microwave housing for K connector using sliding contacts)
01-118	K connector cable assembling fixture for 0.118" semi-rigid coax cable
01-201	Torque end wrench, 5/16 in, 0.9 N·m (8lbf·in), For tightening male devices, for SMA, 3.5 mm, 2.4 mm, K and V connectors.
01-202	Universal test port connector wrench
01-204	Anritsu stainless steel connector wrench
K110-1-R	Microstrip stress relief contact
K110-2-R	Stripline stress relief contact
K110-3-R	Microstrip stress relief contact (larger contact pad)
S110-1-R	Microstrip and coplanar waveguide stress relief contact for 0.38 mm glass feedthrough center conductor
S110-3-R	Microstrip and coplanar waveguide stress relief contact for 0.38 mm glass feedthrough center conductor (Larger contact pad)

Notes

Training at Anritsu

Anritsu has designed courses to help you stay up to date with technologies important to your job. For available training courses, visit: www.anritsu.com/training



• United States

Anritsu Americas Sales Company
450 Century Parkway, Suite 190,
Allen, TX 75013, U.S.A.
Phone: +1-800-Anritsu (1-800-267-4878)

• Canada

Anritsu Electronics Ltd.
700 Silver Seven Road, Suite 120,
Kanata, Ontario K2V 1C3, Canada
Phone: +1-613-591-2003
Fax: +1-613-591-1006

• Brazil

Anritsu Eletronica Ltda.
Praça Amadeu Amaral, 27 - 1 Andar
01327-010 - Bela Vista - São Paulo - SP, Brazil
Phone: +55-11-3283-2511
Fax: +55-11-3288-6940

• Mexico

Anritsu Company, S.A. de C.V.
Blvd Miguel de Cervantes Saavedra #169 Piso 1,
Col. Granada, Mexico, Ciudad de Mexico,
11520, MEXICO
Phone: +52-55-4169-7104

• United Kingdom

Anritsu EMEA Ltd.
200 Capability Green,
Luton, Bedfordshire, LU1 3LU, U.K.
Phone: +44-1582-433200
Fax: +44-1582-731303

• France

Anritsu S.A.
12 avenue du Québec, Immeuble Goyave,
91140 VILLEBON SUR YVETTE, France
Phone: +33-1-60-92-15-50

• Germany

Anritsu GmbH
Nemetschek Haus, Konrad-Zuse-Platz 1,
81829 München, Germany
Phone: +49-89-442308-0
Fax: +49-89-442308-55

• Italy

Anritsu S.r.l.
Spaces Eur Arte, Viale dell'Arte 25, 00144 Roma, Italy
Phone: +39-6-509-9711

• Sweden

Anritsu AB
Kistagången 20 B, 2 tr, 164 40 Kista, Sweden
Phone: +46-8-534-707-00

• Finland

Anritsu AB
Technopolis Aviapolis, Teknobulevardi 3-5 (D208.5.),
FI-01530 Vantaa, Finland
Phone: +358-20-741-8100

• Denmark

Anritsu A/S
c/o Regus Winghouse, Ørestads Boulevard 73, 4th floor,
2300 Copenhagen S, Denmark
Phone: +45-7211-2200

• Russia

Anritsu EMEA Ltd.
Representation Office in Russia
Tverskaya str. 16/2, bld. 1, 7th floor,
Moscow 125009, Russia
Phone: +7-495-363-1694
Fax: +7-495-935-8962

• Spain

Anritsu EMEA Ltd.
Representation Office in Spain
Paseo de la Castellana, 141.
Planta 5, Edificio Cuzco IV
28046, Madrid, Spain
Phone: +34-91-572-6761

• Austria

Anritsu EMEA GmbH
Am Belvedere 10, A-1100 Vienna, Austria
Phone: +43-(0)1-717-28-710

• United Arab Emirates

Anritsu EMEA Ltd.
Anritsu A/S
Office No. 164, Building 17, Dubai Internet City
P. O. Box - 501901, Dubai, United Arab Emirates
Phone: +971-4-3758479

• India

Anritsu India Private Limited
6th Floor, Indique ETA, No.38/4, Adjacent to EMC2,
Doddanekundi, Outer Ring Road,
Bengaluru - 560048, India
Phone: +91-80-6728-1300
Fax: +91-80-6728-1301

• Singapore

Anritsu Pte. Ltd.
11 Chang Charn Road, #04-01, Shriro House
Singapore 159640
Phone: +65-6282-2400
Fax: +65-6282-2533

• Vietnam

Anritsu Company Limited
16th Floor, Peakview Tower, 36 Hoang Cau Street,
O Cho Dua Ward, Dong Da District, Hanoi, Vietnam
Phone: +84-24-3201-2730

• P.R. China (Shanghai)

Anritsu (China) Co., Ltd.
Room 2701-2705, Tower A, New Caohejing
International Business Center No. 391 Gui Ping Road
Shanghai, 200233, P.R. China
Phone: +86-21-6237-0898
Fax: +86-21-6237-0899

• P.R. China (Hong Kong)

Anritsu Company Ltd.
Unit 1006-7, 10/F., Greenfield Tower, Concordia Plaza,
No. 1 Science Museum Road, Tsim Sha Tsui East,
Kowloon, Hong Kong, P.R. China
Phone: +852-2301-4980
Fax: +852-2301-3545

• Japan

Anritsu Corporation
8-5, Tamura-cho, Atsugi-shi, Kanagawa, 243-0016 Japan
Phone: +81-46-296-6509
Fax: +81-46-225-8352

• South Korea

Anritsu Corporation, Ltd.
5FL, 235 Pangyojeok-ro, Bundang-gu, Seongnam-si,
Gyeonggi-do 13494, South Korea
Phone: +82-31-696-7750
Fax: +82-31-696-7751

• Australia

Anritsu Pty. Ltd.
Unit 20, 21-35 Ricketts Road,
Mount Waverley, Victoria 3149, Australia
Phone: +61-3-9558-8177
Fax: +61-3-9558-8255

• Taiwan

Anritsu Company Inc.
7F, No. 316, Sec. 1, NeiHu Rd., Taipei 114, Taiwan
Phone: +886-2-8751-1816
Fax: +886-2-8751-1817

List Revision Date: 20210610