

PRODUCT INTRODUCTION

MU368060A

AWGN Unit for MG3681A

Firmware Update News

ANRITSU CORPORATION

Copyright © 2003 by ANRITSU CORPORATION

The contents of this manual shall not be disclosed in any way or reproduced in any media without the express written permission of Anritsu Corporation.

MU368060A AWGN Unit for MG3681A Firmware Update News

MU368060A firmware is updated for the function enhancement.

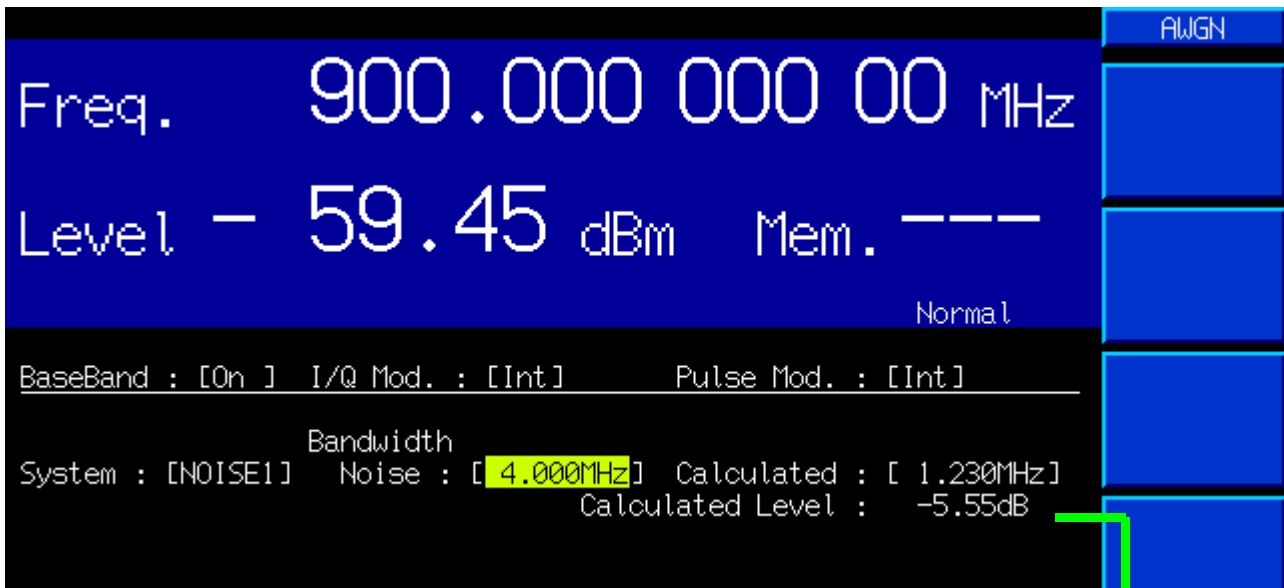
The present document introduces the following contents of the MU368060A firmware to the customers who already have MG3681A+MU368060A.

- Version-up History
- How to check Version
- How to upgrade

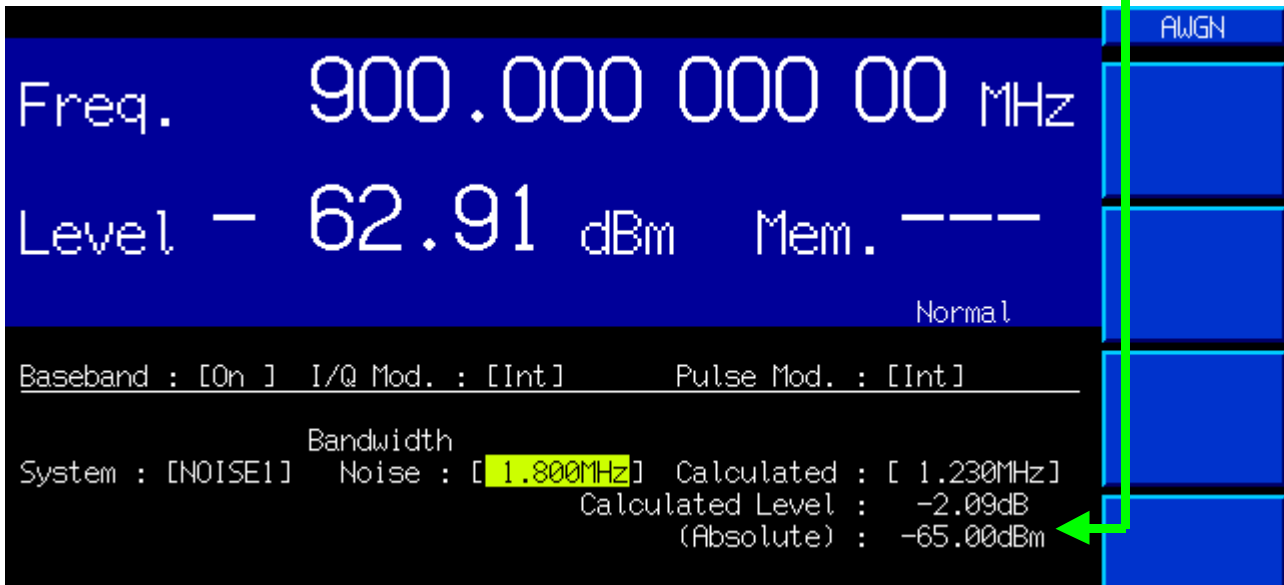
Version-up History

Version	Release (yyyy.mm.dd)	Contents
2.00	2003. 1.29	Improvement <ul style="list-style-type: none">● Added Ioc (AWGN/Bandwidth) level indicating: **. ** dBm Supporting CDMA2000 system <ul style="list-style-type: none">● AWGN Bandwidth: 1.5 ~ 16 MHz ← 4 ~ 16 MHz (Resolution: 0.001 MHz) Note) Required MG3681A firmware Version \geq3.01

Ioc (AWGN/Bandwidth) level indicating



Ioc level (-65 dBm) = Level (-59.45 dBm) + Calculated level (-5.55 dB)
 Although calculation was required...



Device message of remote control (Program message)

CALCALVL Calculation Bandwidth Absolute Level
 Function Reads the bandwidth calculation level [dBm].
 Query message CALCALVL?
 Response message CALCALVL I₁
 Value of I₁ -65.00

AWGN Bandwidth

The image shows a screenshot of a spectrum analyzer's configuration menu. The background is black with white text. The top section has a blue background with white text. The bottom section has a black background with white text. A white-bordered box highlights the bandwidth settings.

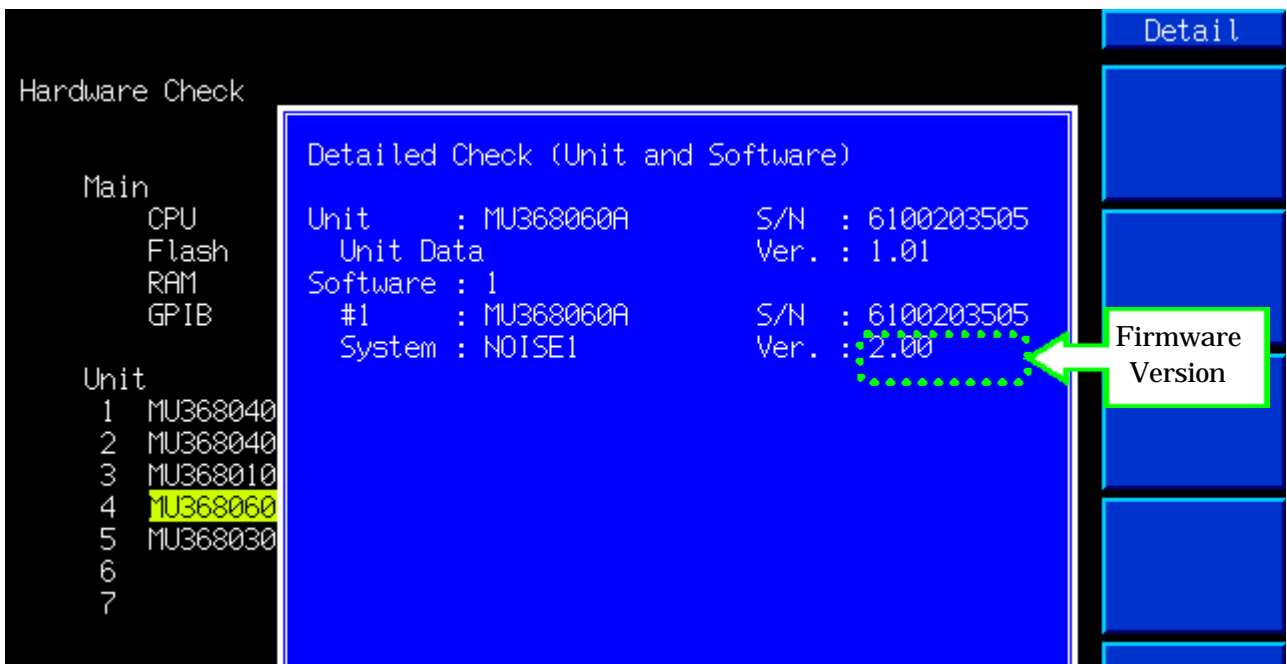
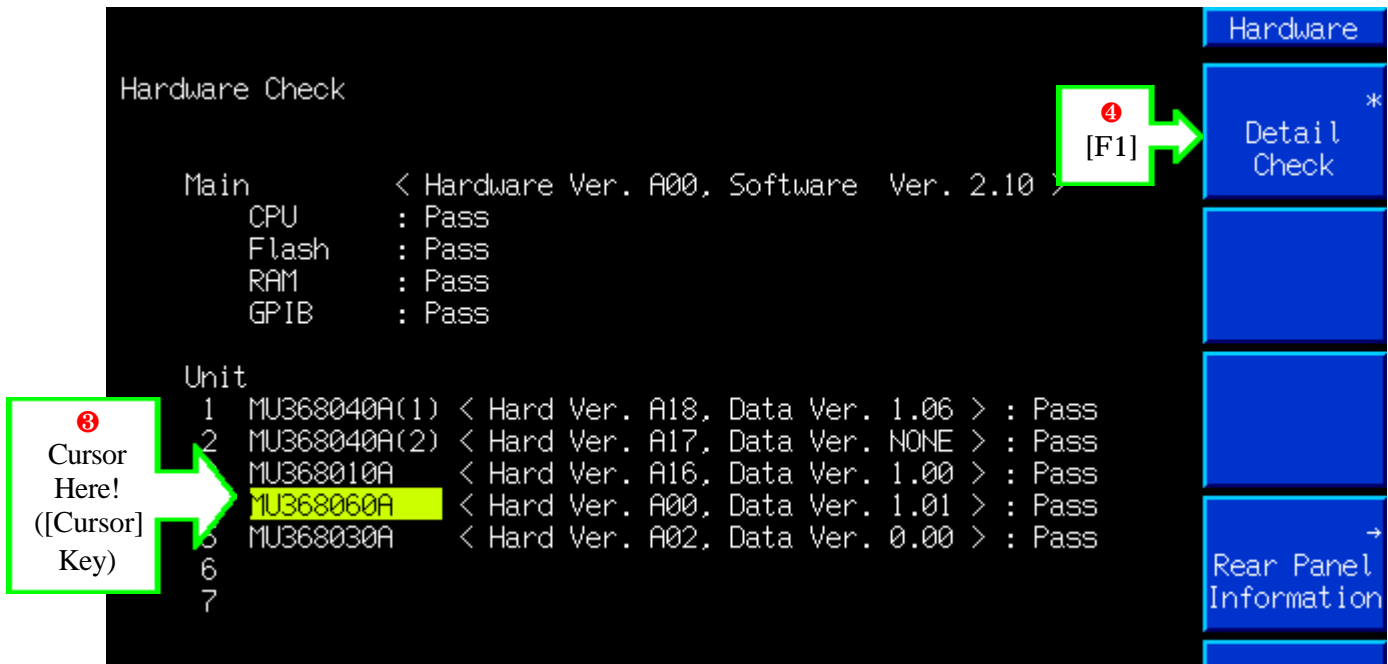
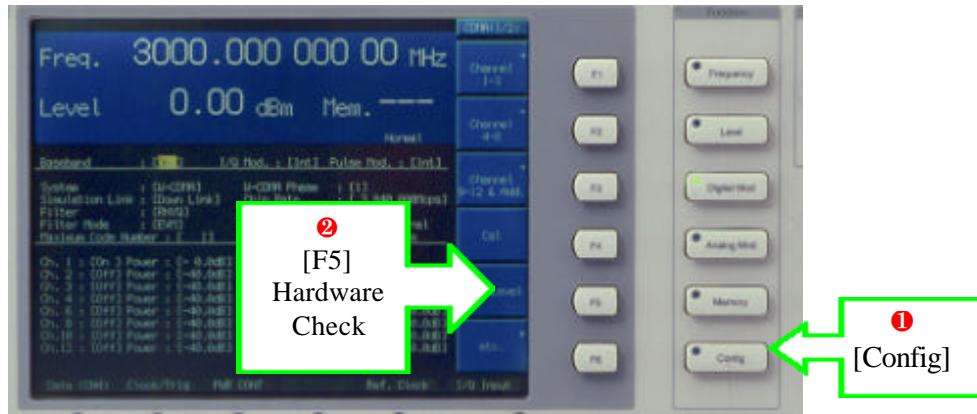
Freq. 900.000 000 00 MHz
Level - 62.91 dBm Mem. ---
Normal

Baseband : [On] I/Q Mod. : [Int] Pulse Mod. : [Int]

Bandwidth
System : [NOISE1] Noise : [1.800MHz] Calculated : [1.230MHz]

Noise [1.8] Min: 1.500MHz Max: 16.000MHz
Knob Step 0123456789.- Cursor

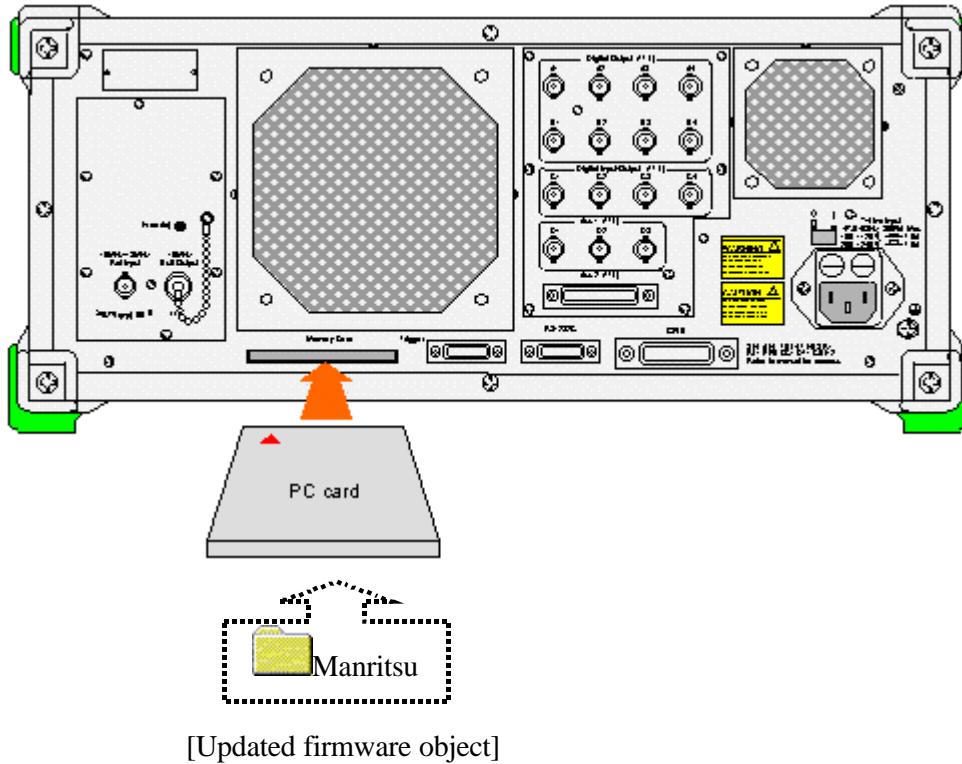
How to check Version



How to upgrade

Please consult with our sales staff about updated firmware object.

1. Please prepare clear PC memory card.
2. Please copy “Manritsu” folder to PC memory card.
3. Please power-off MG3681A.
4. Please insert PC memory card in [Memory Card] on the back panel of MG3681A.
5. Please power-on MG3681A.
6. It is upgraded in 1 to 2 minutes.



Anritsu

Specifications are subject to change without notice.

ANRITSU CORPORATION

5-10-27, Minamiazabu, Minato-ku, Tokyo 106-8570, Japan
 Phone: +81-3-3446-1111
 Telex: J34372
 Fax: +81-3-3442-0235

● U.S.A.

ANRITSU COMPANY

North American Region Headquarters

1155 East Collins Blvd., Richardson, TX 75081, U.S.A.
 Toll Free: 1-800-ANRITSU (267-4878)
 Phone: +1-972-644-1777
 Fax: +1-972-671-1877

● Canada

ANRITSU ELECTRONICS LTD.

700 Silver Seven Road, Suite 120, Kanata,
 ON K2V 1C3, Canada
 Phone: +1-613-591-2003
 Fax: +1-613-591-1006

● Brasil

ANRITSU ELETRÔNICA LTDA.

Praia de Botafogo 440, Sala 2401 CEP 22250-040,
 Rio de Janeiro, RJ, Brasil
 Phone: +55-21-5276922
 Fax: +55-21-537-1456

● U.K.

ANRITSU LTD.

200 Capability Green, Luton, Bedfordshire LU1 3LU, U.K.
 Phone: +44-1582-433200
 Fax: +44-1582-731303

● Germany

ANRITSU GmbH

Grafenberger Allee 54-56, 40237 Düsseldorf, Germany
 Phone: +49-211-96855-0
 Fax: +49-211-96855-55

● France

ANRITSU S.A.

9, Avenue du Québec Z.A. de Courtabœuf 91951 Les
 Ulis Cedex, France
 Phone: +33-1-60-92-15-50
 Fax: +33-1-64-46-10-65

● Italy

ANRITSU S.p.A.

Via Elio Vittorini, 129, 00144 Roma EUR, Italy
 Phone: +39-06-509-9711
 Fax: +39-06-502-24-25

● Sweden

ANRITSU AB

Botvid Center, Fittja Backe 1-3 145 84 Stockholm,
 Sweden
 Phone: +46-853470700
 Fax: +46-853470730

● Spain

ANRITSU ELECTRÓNICA, S.A.

Europa Empresarial Edificio Londres, Planta 1, Oficina
 6 C/ Playa de Liencres, 2 28230 Las Rozas. Madrid,
 Spain
 Phone: +34-91-6404460
 Fax: +34-91-6404461

● Singapore

ANRITSU PTE LTD.

10, Hoe Chiang Road #07-01/02, Keppel Towers,
 Singapore 089315
 Phone: +65-6282-2400
 Fax: +65-6282-2533

● Hong Kong

ANRITSU COMPANY LTD.

Suite 719, 7/F., Chinachem Golden Plaza, 77 Mody
 Road, Tsimshatsui East, Kowloon, Hong Kong, China
 Phone: +852-2301-4980
 Fax: +852-2301-3545

● Korea

ANRITSU CORPORATION

14F Hyun Juk Bldg. 832-41, Yeoksam-dong,
 Kangnam-ku, Seoul, Korea
 Phone: +82-2-553-6603
 Fax: +82-2-553-6604-5

● Australia

ANRITSU PTY LTD.

Unit 3/170 Forster Road Mt. Waverley, Victoria, 3149,
 Australia
 Phone: +61-3-9558-8177
 Fax: +61-3-9558-8255

● Taiwan

ANRITSU COMPANY INC.

7F, No. 316, Sec. 1, NeiHu Rd., Taipei, Taiwan
 Phone: +886-2-8751-1816
 Fax: +886-2-8751-1817

030123