

# PRODUCT INTRODUCTION

**MX368031A (for MG3681A)**

**Device Test Signal Generation Software**

**Update News**

**ANRITSU CORPORATION**

Copyright © 2005 by ANRITSU CORPORATION

The contents of this manual shall not be disclosed in any way or reproduced in any media without the express written permission of Anritsu Corporation.

## MX368031A Device Test Signal Generation Software (for MG3681A) Update News

MX368031A software is updated for the function enhancement.

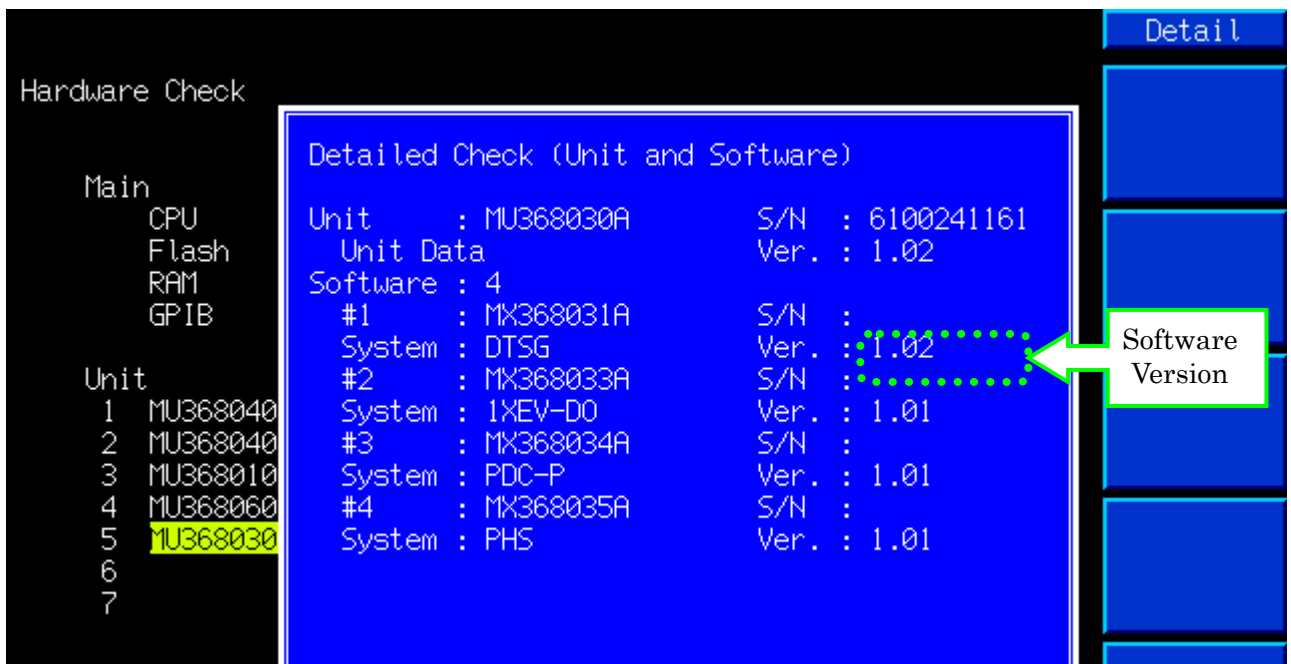
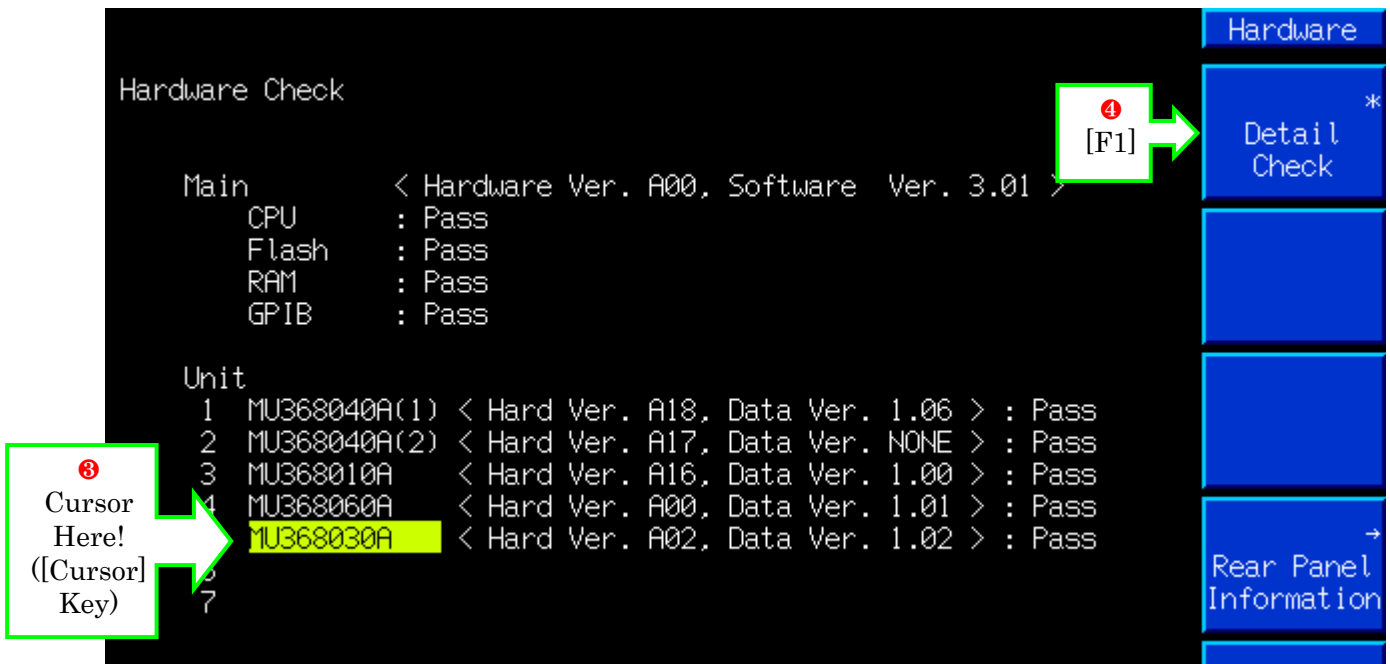
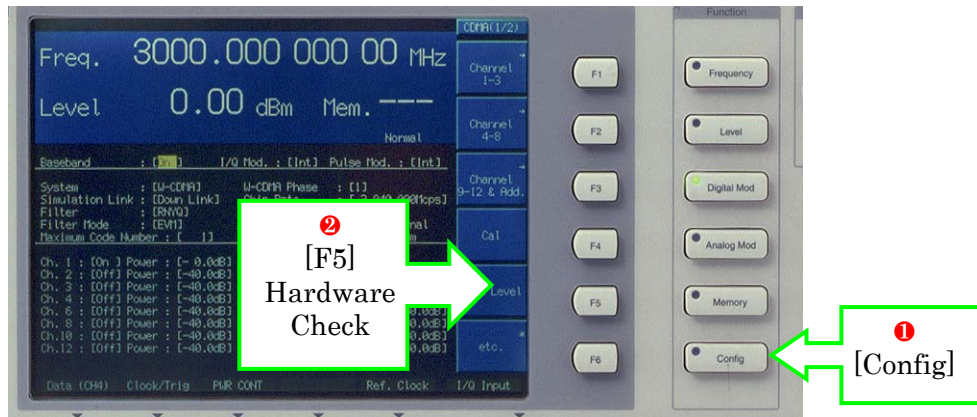
The present document introduces the following contents of the MX368031A software to the customers who already have MG3681A+MU368030A+MX368031A.

- Version-up History
- How to check Version
- How to upgrade
- File configuration in PC memory card

### Version-up History

Version	Release (yyyy.mm.dd)	Contents
2.01	2005.2.28	<b>Patch</b> <ul style="list-style-type: none"> <li>● The mistake of the version displayed on the screen of the main body is corrected.</li> </ul>
2.00	2004. 1.15	<b>Firmware improvement</b> <ul style="list-style-type: none"> <li>● The internal interface mismatch accompanied by updating to Version 2.00 of MX368033A software was corrected.</li> </ul>
1.03	2003. 4. 8	<b>Firmware improvement</b> <ul style="list-style-type: none"> <li>● The auxiliary signal outputs on a rear panel are usable at CDMA2000 signals <ul style="list-style-type: none"> <li>A1: RF Gate</li> <li>A3: RF Gate</li> <li>A4: Frame Trigger</li> <li>B1: Sampling Clock</li> <li>B2: Sequence Pulse</li> </ul> </li> </ul> <b>Signal pattern</b> <ul style="list-style-type: none"> <li>● Added CDMA2000 1xEV-DO Forward Idle slot signal pattern, in addition to usual Active slot Pattern: 1xEV-DO_FWD_Idle</li> <li>● Added CDMA2000 1xEV-DO Reverse 9.6kbps signal pattern, in addition to usual 153.6kbps Pattern: 1xEV-DO_RVS_9.6k</li> <li>● Changed Long Code Mask of CDMA2000 1xEV-DO Reverse signal pattern In order to follow to 3GPP2 C.S0024 Ver 4.0 MI: 3FF0000000 ← 3333333333 MQ: 3FE0000001 ← 2666666667</li> <li>● Changed ChannelGain of CDMA2000 1xEV-DO Reverse signal pattern In order to follow to 3GPP2 C.S0033 Ver 1.0 AT Transmitter test DRCChannelGain: 3dB ← 0dB ACKChannelGain: 3dB ← 0dB</li> </ul>

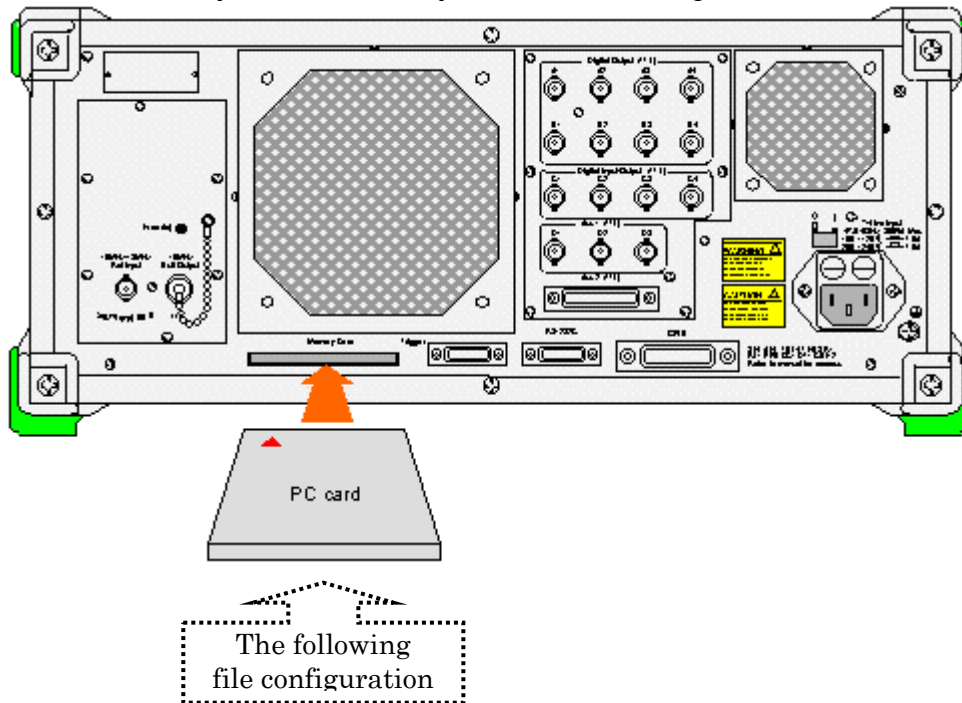
## How to check Version



## How to upgrade

Please consult with our sales staff about updated firmware object.

1. Please prepare clear PC memory card (MX368031A card that the file and folder are empty).
2. Please copy to PC memory card like the following page.
3. Please power-off MG3681A.
4. Please insert PC memory card in [Memory Card] on the rear panel of MG3681A.

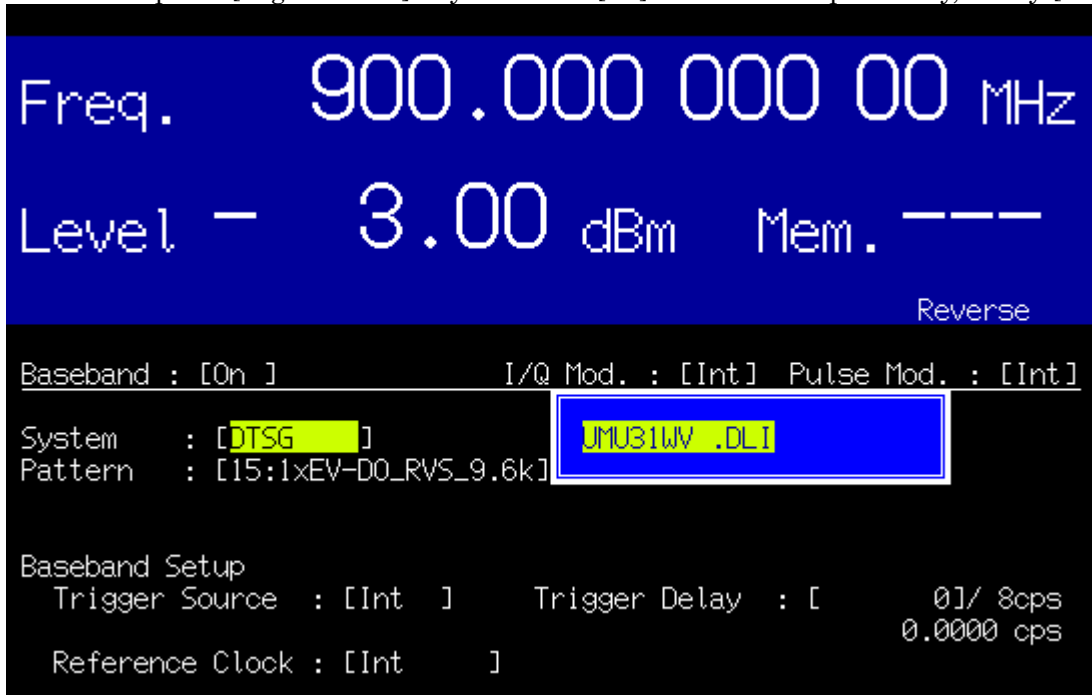


[Updated software object]

5. Please power-on MG3681A.
6. The firmware is upgraded in 1 to 2 minutes.





Signal pattern file has been updated by Version 1.03, so in case of the upgrade from Version 1.02 or less, the following operation is required.

7. Please press [Digital Mod.] key and then [F5]:Wave Data Update key, set by [Set] key.



8. The signal pattern file is upgraded in about 10 minutes.

File configuration in PC memory card for version 2.00

	Manritsu Firmware
	DTUI.dlw I signal pattern file
	DTUQ.dlw Q signal pattern file
	UMU31WV.dli Configuration file

# Anritsu

Specifications are subject to change without notice.

## **ANRITSU CORPORATION**

1800 Onna, Atsugi-shi, Kanagawa, 243-8555 Japan  
Phone: +81-46-223-1111  
Fax: +81-46-296-1264

### ● U.S.A.

#### **ANRITSU COMPANY**

##### **TX OFFICE SALES AND SERVICE**

1155 East Collins Blvd., Richardson, TX 75081, U.S.A.  
Toll Free: 1-800-ANRITSU (267-4878)  
Phone: +1-972-644-1777  
Fax: +1-972-644-3416

### ● Canada

#### **ANRITSU ELECTRONICS LTD.**

700 Silver Seven Road, Suite 120, Kanata,  
ON K2V 1C3, Canada  
Phone: +1-613-591-2003  
Fax: +1-613-591-1006

### ● Brasil

#### **ANRITSU ELETRÔNICA LTDA.**

Praca Amadeu Amaral, 27 - 1 andar  
01327-010 - Paraiso, Sao Paulo, Brazil  
Phone: +55-11-3283-2511  
Fax: +55-11-3886940

### ● U.K.

#### **ANRITSU LTD.**

200 Capability Green, Luton, Bedfordshire LU1 3LU, U.K.  
Phone: +44-1582-433280  
Fax: +44-1582-731303

### ● Germany

#### **ANRITSU GmbH**

Grafenberger Allee 54-56, 40237 Düsseldorf, Germany  
Phone: +49-211-96855-0  
Fax: +49-211-96855-55

### ● France

#### **ANRITSU S.A.**

9, Avenue du Québec Z.A. de Courtabœuf 91951 Les  
Ulis Cedex, France  
Phone: +33-1-60-92-15-50  
Fax: +33-1-64-46-10-65

### ● Italy

#### **ANRITSU S.p.A.**

Via Elio Vittorini, 129, 00144 Roma EUR, Italy  
Phone: +39-06-509-9711  
Fax: +39-06-502-2425

### ● Sweden

#### **ANRITSU AB**

Borgarfjordsgatan 13 164 40 Kista, Sweden  
Phone: +46-853470700  
Fax: +46-853470730

### ● Finland

#### **ANRITSU AB**

Teknobulevardi 3-5, FI-01530 Vantaa, Finland  
Phone: +358-9-4355-220  
Fax: +358-9-4355-2250

### ● Denmark

#### **Anritsu AB Danmark**

Korskindelund 6 DK - 2670 Greve, Denmark  
Phone: +45-36915035  
Fax: +45-43909371

### ● Singapore

#### **ANRITSU PTE LTD.**

10, Hoe Chiang Road #07-01/02, Keppel Towers,  
Singapore 089315  
Phone: +65-6282-2400  
Fax: +65-6282-2533

### ● Hong Kong

#### **ANRITSU COMPANY LTD.**

Suite 923, 9/F., Chinachem Golden Plaza, 77 Mody  
Road, Tsimshatsui East, Kowloon, Hong Kong, China  
Phone: +852-2301-4980  
Fax: +852-2301-3545

### ● P. R. China

#### **ANRITSU COMPANY LTD.**

##### **Beijing Representative Office**

Room 1515, Beijing Fortune Building, No. 5 North  
Road, the East 3rd Ring Road, Chao-Yang District  
Beijing 100004, P.R. China  
Phone: +86-10-6590-9230

### ● Korea

#### **ANRITSU CORPORATION**

8F Hyun Juk Bldg. 832-41, Yeoksam-dong,  
Kangnam-ku, Seoul, 135-080, Korea  
Phone: +82-2-553-6603  
Fax: +82-2-553-6604

### ● Australia

#### **ANRITSU PTY LTD.**

Unit 3/170 Forster Road Mt. Waverley, Victoria, 3149,  
Australia  
Phone: +61-3-9558-8177  
Fax: +61-3-9558-8255

### ● Taiwan

#### **ANRITSU COMPANY INC.**

7F, No. 316, Sec. 1, NeiHu Rd., Taipei, Taiwan  
Phone: +886-2-8751-1816  
Fax: +886-2-8751-1817

050203