

PRODUCT INTRODUCTION

MX368034A (for MG3681A) PDC Packet Software

Update News

ANRITSU CORPORATION

Copyright © 2005 by ANRITSU CORPORATION

The contents of this manual shall not be disclosed in any way or reproduced in any media without the express written permission of Anritsu Corporation.

MX368034A PDC Packet Software (for MG3681A) Update News

MX368034A software is updated for the function enhancement.

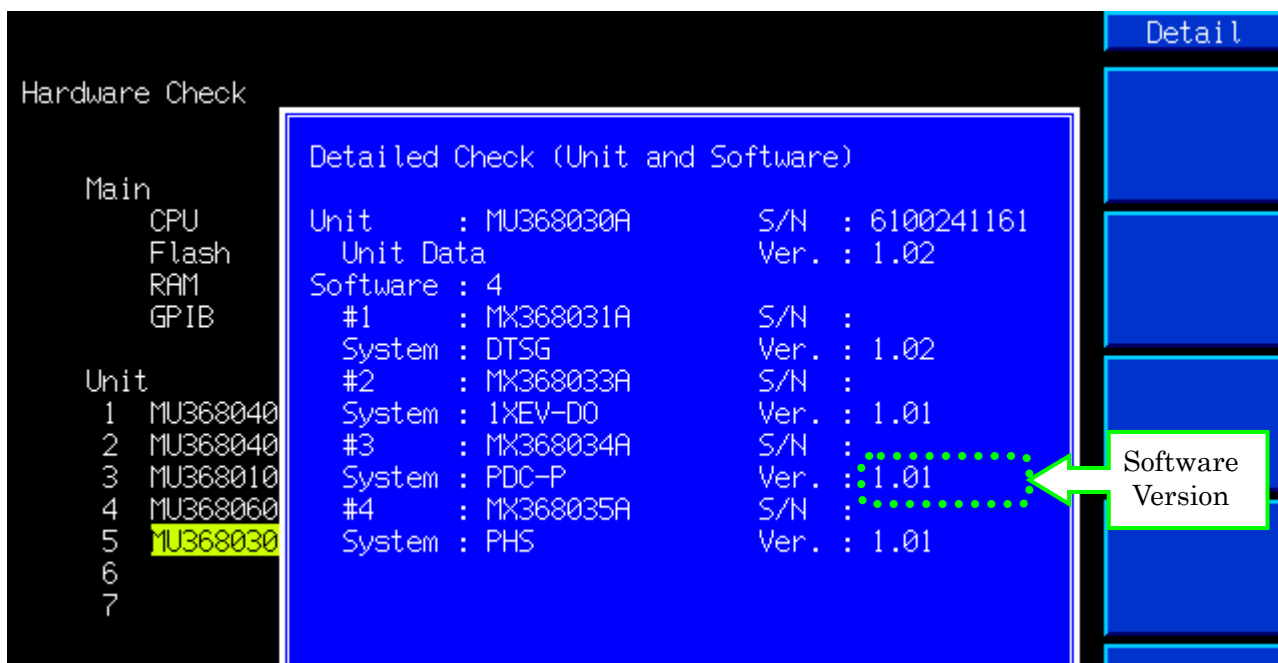
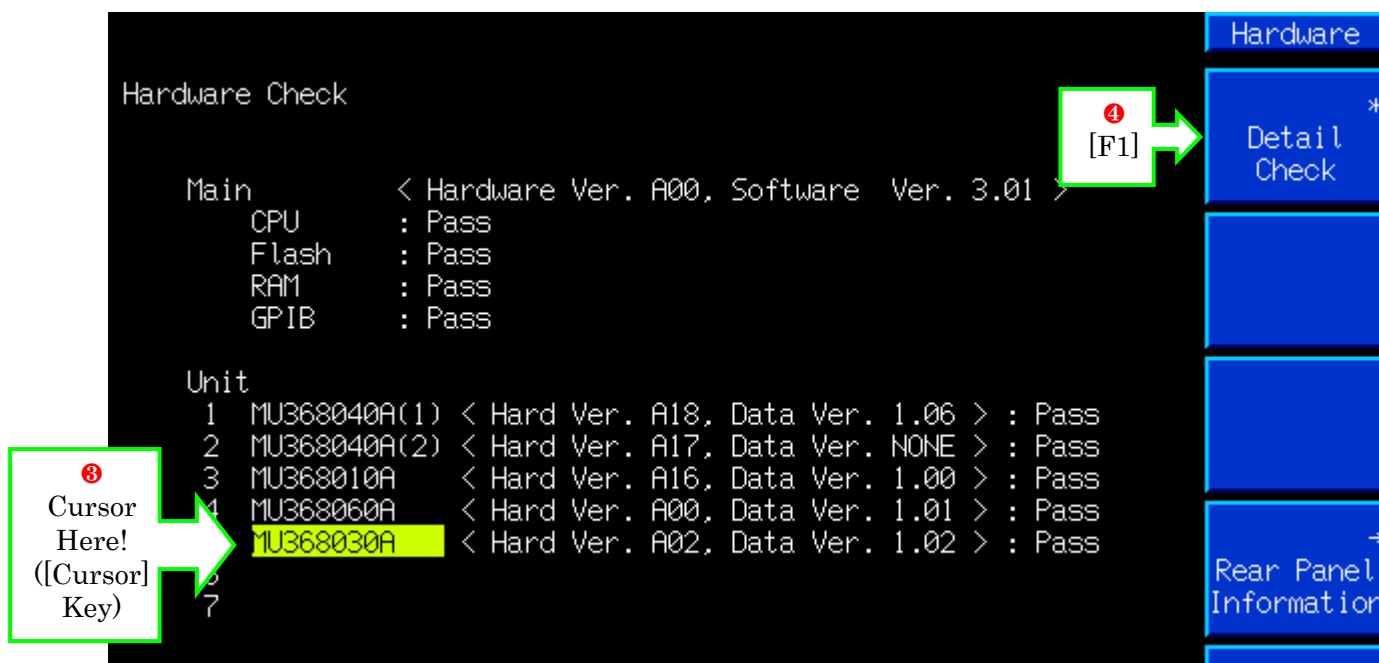
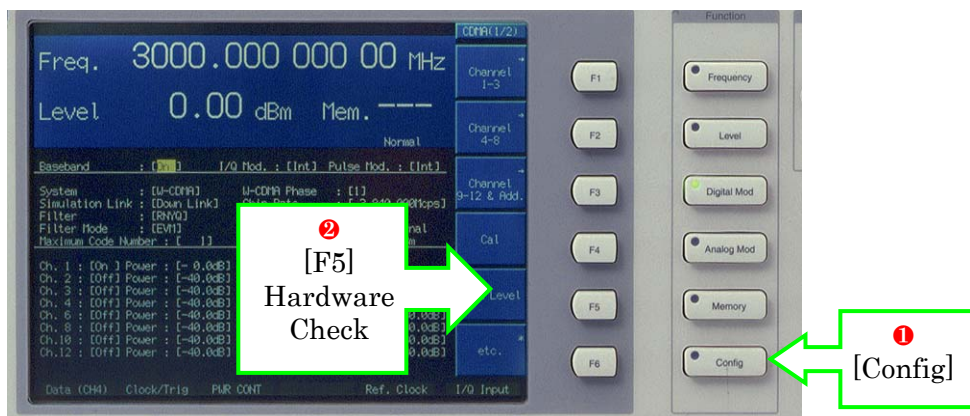
The present document introduces the following contents of the MX368035A software to the customers who already have MG3681A+MU368030A+MX368034A.

- Version-up History
- How to check Version
- How to upgrade
- File configuration in PC memory card

Version-up History

Version	Release (yyyy.mm.dd)	Contents
2.01	2005.2.28	Patch <ul style="list-style-type: none">● The mistake of the version displayed on the screen of the main body is corrected.
2.00	2004. 1.15	Firmware improvement <ul style="list-style-type: none">● The internal interface mismatch accompanied by updating to Version 2.00 of MX368033A software was corrected.

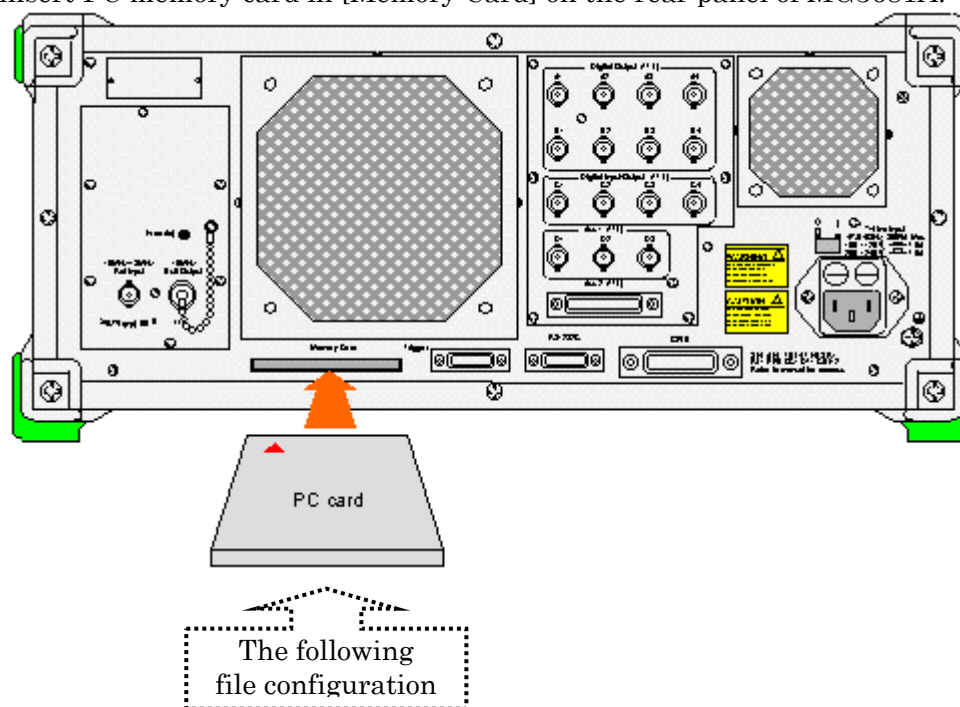
How to check Version



How to upgrade

Please consult with our sales staff about updated firmware object.














1. Please prepare PC memory card (MX368034A card).
2. Please copy to PC memory card like the following page.
3. Please power-off MG3681A.
4. Please insert PC memory card in [Memory Card] on the rear panel of MG3681A.



[Updated software object]

5. Please power-on MG3681A.
6. The firmware is upgraded in 1 to 2 minutes.

File configuration in PC memory card for version 2.00

	Manritsu Firmware
	DNLINK1I.dlw I signal pattern file for downlink UPCH 1 slot
	DNLINK1Q.dlw Q signal pattern file for downlink UPCH 1 slot
	UMU34DN1.dli Configuration file for downlink UPCH 1 slot
	DNLINK2I.dlw I signal pattern file for downlink UPCH 2 slots
	DNLINK2Q.dlw Q signal pattern file for downlink UPCH 2 slots
	UMU34DN2.dli Configuration file for downlink UPCH 2 slots
	DNLINK3I.dlw I signal pattern file for downlink UPCH 3 slots
	DNLINK3Q.dlw Q signal pattern file for downlink UPCH 3 slots
	UMU34DN3.dli Configuration file for downlink UPCH 3 slots
	UPLINKI.dlw I signal pattern file for uplink UPCH 1 slot
	UPLINKQ.dlw Q signal pattern file for uplink UPCH 1 slot
	UMU34UP1.dli Configuration file for uplink UPCH 1 slot

Anritsu

Specifications are subject to change without notice.

ANRITSU CORPORATION

1800 Onna, Atsugi-shi, Kanagawa, 243-8555 Japan
Phone: +81-46-223-1111
Fax: +81-46-296-1264

● U.S.A.

ANRITSU COMPANY TX OFFICE SALES AND SERVICE

1155 East Collins Blvd., Richardson, TX 75081, U.S.A.
Toll Free: 1-800-ANRITSU (267-4878)
Phone: +1-972-644-1777
Fax: +1-972-644-3416

● Canada

ANRITSU ELECTRONICS LTD.
700 Silver Seven Road, Suite 120, Kanata,
ON K2V 1C3, Canada
Phone: +1-613-591-2003
Fax: +1-613-591-1006

● Brasil

ANRITSU ELETRÔNICA LTDA.
Praça Amadeu Amaral, 27 - 1 andar
01327-010 - Paraisópolis, São Paulo, Brazil
Phone: +55-11-3283-2511
Fax: +55-11-3886940

● U.K.

ANRITSU LTD.

200 Capability Green, Luton, Bedfordshire LU1 3LU, U.K.
Phone: +44-1582-433280
Fax: +44-1582-731303

● Germany

ANRITSU GmbH

Grafenberger Allee 54-56, 40237 Düsseldorf, Germany
Phone: +49-211-96855-0
Fax: +49-211-96855-55

● France

ANRITSU S.A.

9, Avenue du Québec Z.A. de Courtabœuf 91951 Les
Ulis Cedex, France
Phone: +33-1-60-92-15-50
Fax: +33-1-64-46-10-65

● Italy

ANRITSU S.p.A.

Via Elio Vittorini, 129, 00144 Roma EUR, Italy
Phone: +39-06-509-9711
Fax: +39-06-502-2425

● Sweden

ANRITSU AB

Borgarfjordsgatan 13 164 40 Kista, Sweden
Phone: +46-853470700
Fax: +46-853470730

● Finland

ANRITSU AB

Teknobulevardi 3-5, FI-01530 Vantaa, Finland
Phone: +358-9-4355-220
Fax: +358-9-4355-2250

● Denmark

Anritsu AB Danmark

Korskindelund 6 DK - 2670 Greve, Denmark
Phone: +45-36915035
Fax: +45-43909371

● Singapore

ANRITSU PTE LTD.

10, Hoe Chiang Road #07-01/02, Keppel Towers,
Singapore 089315
Phone: +65-6282-2400
Fax: +65-6282-2533

● Hong Kong

ANRITSU COMPANY LTD.

Suite 923, 9/F., Chinachem Golden Plaza, 77 Mody
Road, Tsimshatsui East, Kowloon, Hong Kong, China
Phone: +852-2301-4980
Fax: +852-2301-3545

● P. R. China

ANRITSU COMPANY LTD.

Beijing Representative Office

Room 1515, Beijing Fortune Building, No. 5 North
Road, the East 3rd Ring Road, Chao-Yang District
Beijing 100004, P.R. China
Phone: +86-10-6590-9230

● Korea

ANRITSU CORPORATION

8F Hyun Juk Bldg. 832-41, Yeoksam-dong,
Kangnam-ku, Seoul, 135-080, Korea
Phone: +82-2-553-6603
Fax: +82-2-553-6604

● Australia

ANRITSU PTY LTD.

Unit 3/170 Forster Road Mt. Waverley, Victoria, 3149,
Australia
Phone: +61-3-9558-8177
Fax: +61-3-9558-8255

● Taiwan

ANRITSU COMPANY INC.

7F, No. 316, Sec. 1, NeiHu Rd., Taipei, Taiwan
Phone: +886-2-8751-1816
Fax: +886-2-8751-1817

050203